

Resilience Marker Vetting Form



Introduction

CARE's Resilience Marker is a tool that allows teams to self-assess how well resilience is integrated into their projects and provides a starting point for further reflection on integrating resilience throughout the project cycle. Using the resilience marker across all CARE projects worldwide will provide insight into the overall performance of integrating resilience into CARE's portfolio and allows for cross-cutting and comparative analysis. This will inform CARE about areas for improvement in applying the resilience approach.



What is resilience about?

Resilience is about managing risk and about dealing with shocks and stresses that negatively influence people's lives. CARE aims to focus on shocks and stresses that affect groups that exceed individual or household level: e.g. household groups, communities, regions or even entire countries. For CARE, resilience is increased if 1) the capacities and assets to manage shocks and stresses are built and supported and 2) drivers of risk are reduced and 3) these actions are supported by conducive plans, policies and legislation.



Please check the box(es) that are applicable to your project.



Please use these boxes for internal justification for each question, this will allow for reflection between scores over time (e.g. design, implementation, final evaluation)

1. Project information

Project title			
Country		Date	
Project ID			
Stage graded	Design	Implementation	Final evaluation
Reviewer			

What are the three main categories of shocks and stresses that are relevant to the context of the project?

Categories of Shocks & Stresses	Geophysical	Meteorological	Political & Conflict	Economic	Diseases & Epidemics	Social	Technological
Examples	Earthquake, tsunami, volcano	Drought, floods, cyclones	War, coup, political unrest, corruption	Price increase, currency shocks, market collapse	HIV, Ebola, crop and livestock diseases	Demographic change, migration, exclusion, discrimination	Toxic spill, infrastructure collapse, large scale power outage



Shocks & Stresses

Shocks are sudden onset events or disruptions, while *stresses* are continuous pressures on people's lives and the systems they live in.

2. Marker questions

1. Is the project informed by an analysis of vulnerabilities to shocks and stresses?

0	1	2	3	4
The project is not informed by an analysis of vulnerabilities to shocks and stresses	The project is informed by an analysis of secondary data on vulnerabilities to shocks and stresses	The project is informed by an analysis of secondary + primary data on vulnerabilities to shocks and stresses	The project is informed by an analysis based on secondary + primary data on vulnerabilities to shocks and stresses + is forward-looking	The project is informed by an analysis based on secondary + primary data on vulnerabilities to shocks and stresses and + forward-looking + regularly updated



Analysis

Primary data is data observed or collected directly from first-hand experience, e.g. focus group discussions, interviews. *Secondary data* is published data and data collected in the past by other parties, e.g. research, case studies, statistics. A *forward-looking analysis* is an analysis that considers the impact of future scenarios or developments on the project and its impact groups, such as climate change, political dynamics, economic trends, demographic changes etc.

2. Does the project strengthen capacities of vulnerable individuals or communities to manage the three main shocks and stresses identified?

Capacities	Anticipate risks	Absorb shocks & stresses	Adapt to evolving conditions	Transform systems and structures
Examples	Early warning systems, contingency plans	First aid skills, stock-piling, good hygiene practices, savings	Income diversification, introduction of drought-resistant crops	Advocacy skills, strengthen literacy, media skills


Total number of boxes ticked



3. Does the project strengthen assets of vulnerable individuals or communities to deal with the three main shocks and stresses identified?


Assets	Human potential	Social capital	Economic resources	Physical capital	Natural resources
Examples	Skills, knowledge, education, health, individual motivation	Extended family, community cohesion, voice and political influence	Market access, savings, insurance mechanisms, livestock, productive assets	Tools, infrastructure, productive land and basic services such as water supply, hospitals	Forests, pasture land, water, soils and environmental resources, biodiversity

Total number of boxes ticked



4. Does the project directly address the most significant drivers of risk that cause the three main shocks and stresses identified?

0	1	2	3	4
The project does not address the most significant drivers of risk	The project engages in ad hoc actions to address the most significant drivers of risk	The project addresses one most significant driver of risk	The project addresses two most significant drivers of risk in a coherent way	The project addresses three or more significant drivers of risk in a coherent way







Drivers of risk

Risks are shaped by underlying causes (= drivers of risks) such as climate change, poor governance and institutions, unequal power relations, environmental degradation and social norms and barriers.


5. Does the project influence formal or informal rules, plans, policies or legislation to increase resilience of vulnerable individuals and communities to the three main shocks and stresses identified?

0	1	2	3	4
The project does not influence rules, plans, policies, legislation	The project engages in ad hoc actions that influence rules, plans, policies, legislation	The project has a deliberate strategy to influence rules, plans, policies, legislation	The project has a deliberate strategy + coherent set of actions to influence rules, plans, policies, legislation	The project has a deliberate strategy + a coherent set of actions + capacity + resources to influence rules, plans, policies, legislation

6. Does the project take into account potential harmful effects of its activities that could intensify or create new risks?

0	1	2	3	4
The project does not take into account potential harmful effects of its activities	The project design takes into account the potential harmful effects of its activities	The project design takes into account the potential harmful effects of its activities + has a strategy to monitor the project's (un) intended effects on the project participants	The project design takes into account the potential harmful effects of its activities and has a strategy to monitor the project's (un) intended effects on the project participants + has the flexibility to act upon this	The project design takes into account the potential harmful effects of its activities and has a strategy to monitor the project's (un) intended effects on the project participants + wider context + has the flexibility to act upon this



3. Score

Please add up
your total score
and tick the box.

0-4	Grade 0	No resilience integration
5-10	Grade 1	Poor resilience integration
11-15	Grade 2	Fair resilience integration
16-20	Grade 3	Good resilience integration
21-25	Grade 4	Excellent resilience integration

Do you have questions, comments or feedback? Please, send an email to CCRP@careinternational.org

Additional notes

Feel free to use this box for any additional comments. You can for example record the changes you would like to make to your project based on this analysis.

